



February 26 - 28, 2010 Phillip Island, Australia
SUPPORT CLASS RESULTS
VIC MOTORCYCLE WRECKERS AUSTRALIAN SUPERSPORT

Date: 27/02/10
 Event: R06
 Weather: Mostly cloudy - Temp: 19.5C
 Track: Dry - Temp: 31.0C

Race 1

Started at: 18:03:18
 Laps: 12
 Starters: 22
 Printed at: 18:28

PROVISIONAL RESULTS

| Pos | No | Gr | Name | Machine | Laps | Race Time | Behind | Fastest Lap | On Lap |
|-----|----|----|----------------------------------------------------|-----------------|------|-----------|----------|-------------|--------|
| 1 | 16 | A | Christan CASELLA (VIC) | Triumph Daytona | 12 | 19:51.953 | | 1:38.295 | 6 |
| 2 | 25 | B | Brodie WATERS (VIC) | Suzuki GSXR | 12 | 19:51.998 | .045 | 1:38.345 | 6 |
| 3 | 18 | B | Troy HERFOSS (VIC) / Team Suzuki | Suzuki GSXR | 12 | 19:52.012 | .059 | 1:37.846 | 6 |
| 4 | 60 | A | Ben BURKE (NSW) | Yamaha YZF-R6 | 12 | 20:12.498 | 20.545 | 1:39.956 | 8 |
| 5 | 65 | A | Blake LEIGH-SMITH (QLD) | Yamaha YZF-R6 | 12 | 20:12.649 | 20.696 | 1:39.966 | 8 |
| 6 | 24 | A | Chas HERN (VIC) | Suzuki GSXR | 12 | 20:12.877 | 20.924 | 1:40.172 | 6 |
| 7 | 35 | A | Mitchell CARR (NSW) / Carr Bros Motorsport | Suzuki GSXR | 12 | 20:16.119 | 24.166 | 1:40.188 | 8 |
| 8 | 19 | B | Mitchell PIROTTA (NSW) / On Two Wheels Motorsports | Yamaha YZF-R6 | 12 | 20:24.535 | 32.582 | 1:40.502 | 4 |
| 9 | 96 | A | Aaron GOBERT (NSW) | Yamaha YZF-R6 | 12 | 20:28.970 | 37.017 | 1:41.457 | 3 |
| 10 | 30 | | Dylan MAVIN (QLD) | Honda CBR RR | 12 | 20:29.591 | 37.638 | 1:40.733 | 4 |
| 11 | 22 | C | Des DARBY (QLD) | Triumph Daytona | 12 | 20:29.731 | 37.778 | 1:40.829 | 10 |
| 12 | 52 | B | Ryan TAYLOR (VIC) | Yamaha YZF-R6 | 12 | 20:29.782 | 37.829 | 1:41.183 | 9 |
| 13 | 8 | A | Jed METCHER (VIC) | Yamaha YZF-R6 | 12 | 20:29.963 | 38.010 | 1:39.430 | 3 |
| 14 | 82 | A | Chris QUINN (NSW) / The Channon Store | Yamaha YZF-R6 | 12 | 20:34.199 | 42.246 | 1:41.859 | 7 |
| 15 | 37 | C | Cohen ARTHUR (QLD) | Yamaha YZF-R6 | 12 | 20:44.378 | 52.425 | 1:42.448 | 8 |
| 16 | 23 | | Rick OLSON (VIC) / Yamaha Racing Team | Yamaha YZF-R6 | 12 | 20:45.519 | 53.566 | 1:39.543 | 3 |
| 17 | 58 | A | Anthony QUINN (NSW) / The Channon Store | Yamaha YZF-R6 | 12 | 21:00.472 | 1:08.519 | 1:43.170 | 4 |
| 18 | 48 | B | Andy LAWSON JNR (QLD) | Honda CBR RR | 12 | 21:00.902 | 1:08.949 | 1:43.146 | 7 |
| DNF | 11 | A | Pat MEDCALF (VIC) / Yamaha Racing Team | Yamaha YZF-R6 | 9 | 14:54.392 | 3 Laps | 1:38.026 | 3 |
| DNF | 4 | C | Aaron MORRIS (NSW) | Yamaha YZF-R6 | 8 | 13:15.768 | 4 Laps | 1:38.393 | 5 |
| DNF | 9 | A | Kevin CURTAIN (VIC) / Yamaha Racing Team | Yamaha YZF-R6 | 1 | 1:45.353 | 11 Laps | 1:43.410 | 1 |
| DNF | 17 | B | Sam HEATH (QLD) | Honda CBR RR | 0 | | 12 Laps | | |


Fastest Lap was 1:37.846 by Troy HERFOSS (VIC)

Current race record for SS class - 1:35.200 by Bryan STARING (VIC) on a Yamaha YZF R6 set on 17/10/09

*** Rider 48 (Andy LAWSON JNR (QLD)) - 10 second penalty imposed by Clerk of Course for jumped start ***

The results are provisional until the end of the time limit for protests and appeals.


 Chief Time Keeper - Scott Laing


 Clerk of Course - Peter Smith

Computime Race Timing Systems Pty Ltd © 1996-2008
 Licensed to Computime Race Timing Systems

www.computime.com.au

COMPUTIME RACE TIMING SYSTEMS PTY LTD

9 Timber Lane, Glen Waverley, Vic 3150. Ph : 0418 17 13 17

E-mail : scott@computime.com.au





February 26 - 28, 2010 Phillip Island, Australia
SUPPORT CLASS RESULTS
VIC MOTORCYCLE WRECKERS AUSTRALIAN SUPERSPORT
Race 1

Date: 27/02/10
 Event: R06
 Weather: Mostly cloudy - Temp: 19.5C
 Track: Dry - Temp: 31.0C

Started at: 18:03:18
 Laps: 12
 Starters: 22
 Printed at: 18:28

PROVISIONAL LAP TIMES

| No | Name | Lap 1 | Lap 2 | Lap 3 | Lap 4 | Lap 5 | Lap 6 | Lap 7 | Lap 8 | Lap 9 | Lap 10 | Lap 11 | Lap 12 |
|----|-------------------------|-----------------|----------|-----------------|-----------------|-----------------|-----------------|-----------------|-----------------|-----------------|-----------------|----------|----------|
| 4 | Aaron MORRIS (NSW) | 1:43.973 | 1:38.933 | 1:38.839 | 1:38.673 | 1:38.393 | 1:38.523 | 1:38.837 | 1:38.995 | | | | |
| 8 | Jed METCHER (VIC) | 1:44.110 | 1:40.589 | 1:39.430 | 1:39.576 | 1:39.791 | 1:39.929 | 1:59.789 | 1:43.595 | 1:40.879 | 1:40.546 | 1:40.568 | 1:39.450 |
| 9 | Kevin CURTAIN (VIC) | 1:43.410 | | | | | | | | | | | |
| 11 | Pat MEDCALF (VIC) | 1:44.264 | 1:38.491 | 1:38.026 | 1:38.923 | 1:38.658 | 1:38.351 | 1:38.551 | 1:38.570 | 1:38.689 | | | |
| 16 | Christan CASELLA (VIC) | 1:43.307 | 1:39.210 | 1:38.556 | 1:39.039 | 1:38.511 | 1:38.295 | 1:38.514 | 1:38.400 | 1:38.995 | 1:38.791 | 1:38.916 | 1:39.333 |
| 18 | Troy HERFOSS (VIC) | 1:43.279 | 1:39.085 | 1:38.718 | 1:38.790 | 1:38.947 | 1:37.846 | 1:38.846 | 1:39.034 | 1:39.014 | 1:38.846 | 1:38.924 | 1:39.473 |
| 19 | Mitchell PIROTTA (NSW) | 1:47.067 | 1:41.560 | 1:40.583 | 1:40.502 | 1:40.670 | 1:40.964 | 1:41.375 | 1:41.169 | 1:41.928 | 1:41.847 | 1:41.877 | 1:42.762 |
| 22 | Des DARBY (QLD) | 1:47.398 | 1:41.818 | 1:42.291 | 1:41.447 | 1:42.116 | 1:41.663 | 1:41.857 | 1:41.969 | 1:41.933 | 1:40.829 | 1:41.244 | 1:41.779 |
| 23 | Rick OLSON (VIC) | 1:45.435 | 1:39.566 | 1:39.543 | 1:40.081 | 1:40.419 | 1:40.207 | 2:10.023 | 1:41.265 | 1:41.865 | 1:41.263 | 1:41.653 | 1:41.416 |
| 24 | Chas HERN (VIC) | 1:44.551 | 1:40.517 | 1:40.627 | 1:40.275 | 1:40.394 | 1:40.172 | 1:40.449 | 1:40.582 | 1:40.664 | 1:40.624 | 1:40.425 | 1:41.259 |
| 25 | Brodie WATERS (VIC) | 1:43.404 | 1:39.140 | 1:38.618 | 1:38.907 | 1:38.739 | 1:38.345 | 1:38.517 | 1:38.875 | 1:39.135 | 1:38.768 | 1:38.839 | 1:39.314 |
| 30 | Dylan MAVIN (QLD) | 1:46.819 | 1:41.257 | 1:41.695 | 1:40.733 | 1:41.300 | 1:41.571 | 1:42.097 | 1:41.714 | 1:42.046 | 1:42.188 | 1:42.211 | 1:42.004 |
| 35 | Mitchell CARR (NSW) | 1:45.205 | 1:41.331 | 1:41.077 | 1:41.207 | 1:40.192 | 1:40.424 | 1:40.230 | 1:40.188 | 1:40.774 | 1:41.040 | 1:40.904 | 1:41.140 |
| 37 | Cohen ARTHUR (QLD) | 1:48.547 | 1:44.071 | 1:43.325 | 1:42.948 | 1:42.558 | 1:42.801 | 1:43.040 | 1:42.448 | 1:42.579 | 1:42.621 | 1:42.639 | 1:43.147 |
| 48 | Andy LAWSON JNR (QLD) | 1:38.517 | 1:43.324 | 1:43.776 | 1:43.233 | 1:43.599 | 1:43.769 | 1:43.146 | 1:43.506 | 1:43.651 | 1:43.640 | 1:43.290 | 1:43.709 |
| 52 | Ryan TAYLOR (VIC) | 1:46.796 | 1:41.921 | 1:41.993 | 1:41.289 | 1:41.687 | 1:42.048 | 1:42.005 | 1:41.228 | 1:41.183 | 1:42.347 | 1:41.966 | 1:42.175 |
| 58 | Anthony QUINN (NSW) | 1:48.409 | 1:43.570 | 1:43.511 | 1:43.170 | 1:44.346 | 1:43.455 | 1:43.879 | 1:43.860 | 1:44.740 | 1:45.139 | 1:46.154 | 1:46.729 |
| 60 | Ben BURKE (NSW) | 1:46.065 | 1:40.808 | 1:40.828 | 1:40.764 | 1:40.186 | 1:40.520 | 1:40.069 | 1:39.956 | 1:40.103 | 1:40.328 | 1:40.087 | 1:40.349 |
| 65 | Blake LEIGH-SMITH (QLD) | 1:46.474 | 1:40.278 | 1:40.423 | 1:40.262 | 1:39.997 | 1:40.109 | 1:40.116 | 1:39.966 | 1:40.235 | 1:40.609 | 1:40.419 | 1:40.744 |
| 82 | Chris QUINN (NSW) | 1:46.286 | 1:42.276 | 1:42.166 | 1:42.515 | 1:41.943 | 1:41.870 | 1:41.859 | 1:42.001 | 1:42.716 | 1:42.533 | 1:42.363 | 1:42.666 |
| 96 | Aaron GOBERT (NSW) | 1:46.341 | 1:42.232 | 1:41.457 | 1:41.878 | 1:41.821 | 1:42.073 | 1:41.823 | 1:41.717 | 1:41.529 | 1:41.737 | 1:41.819 | 1:41.516 |

*** Rider 48 (Andy LAWSON JNR (QLD)) - 10 second penalty imposed by Clerk of Course for jumped start ***

The results are provisional until the end of the time limit for protests and appeals.

Scott Laing
 Chief Time Keeper - Scott Laing

Peter Smith
 Clerk of Course - Peter Smith

Computime Race Timing Systems Pty Ltd © 1996-2008
 Licensed to Computime Race Timing Systems

www.computime.com.au

COMPUTIME RACE TIMING SYSTEMS PTY LTD

9 Timber Lane, Glen Waverley, Vic 3150. Ph : 0418 17 13 17

E-mail : scott@computime.com.au





February 26 - 28, 2010 Phillip Island, Australia
SUPPORT CLASS RESULTS

**VIC MOTORCYCLE WRECKERS AUSTRALIAN SUPERSPORT
Race 1**

Date: 27/02/10
Event: R06
Weather: Mostly cloudy - Temp: 19.5C
Track: Dry - Temp: 31.0C

Started at: 18:03:18
Laps: 12
Starters: 22
Printed at: 18:28


PROVISIONAL FASTEST LAPS SEQUENCE

| Lap | Race Pos | No | Name | Machine | Fastest Lap | On Lap |
|-----|----------|----|--------------------|---------------|-------------|--------|
| 1 | 1 | 18 | Troy HERFOSS (VIC) | Suzuki GSXR | 1:43.279 | 1 |
| 2 | 1 | 4 | Aaron MORRIS (NSW) | Yamaha YZF-R6 | 1:38.933 | 2 |
| 2 | 5 | 11 | Pat MEDCALF (VIC) | Yamaha YZF-R6 | 1:38.491 | 2 |
| 3 | 4 | 11 | Pat MEDCALF (VIC) | Yamaha YZF-R6 | 1:38.026 | 3 |
| 6 | 1 | 18 | Troy HERFOSS (VIC) | Suzuki GSXR | 1:37.846 | 6 |

*** Rider 48 (Andy LAWSON JNR (QLD)) - 10 second penalty imposed by Clerk of Course for jumped start ***

The results are provisional until the end of the time limit for protests and appeals.


Chief Time Keeper - Scott Laing


Clerk of Course - Peter Smith

Computime Race Timing Systems Pty Ltd © 1996-2008
Licensed to Computime Race Timing Systems

www.computime.com.au

COMPUTIME RACE TIMING SYSTEMS PTY LTD

9 Timber Lane, Glen Waverley, Vic 3150. Ph : 0418 17 13 17

E-mail : scott@computime.com.au





February 26 - 28, 2010 Phillip Island, Australia
SUPPORT CLASS RESULTS

VIC MOTORCYCLE WRECKERS AUSTRALIAN SUPERSPORT

Race 1

Date: 27/02/10
Event: R06
Weather: Mostly cloudy - Temp: 19.5C
Track: Dry - Temp: 31.0C

Started at: 18:03:18
Laps: 12
Starters: 22
Printed at: 18:28

PROVISIONAL LAP CHART

| Grid | 1 | 2 | 3 | 4 | 5 | 6 | 7 | 8 | 9 | 10 | 11 | 12 |
|------|----|----|----|----|----|----|----|----|----|----|----|----|
| 4 | 18 | 4 | 18 | 4 | 4 | 18 | 18 | 11 | 11 | 18 | 18 | 16 |
| 18 | 4 | 18 | 4 | 18 | 18 | 4 | 4 | 18 | 18 | 16 | 16 | 25 |
| 25 | 25 | 25 | 25 | 25 | 25 | 25 | 25 | 4 | 16 | 25 | 25 | 18 |
| 8 | 9 | 16 | 11 | 11 | 11 | 11 | 11 | 16 | 25 | 24 | 24 | 60 |
| 11 | 16 | 11 | 16 | 16 | 16 | 16 | 16 | 25 | 24 | 65 | 65 | 65 |
| 9 | 8 | 8 | 8 | 8 | 8 | 8 | 24 | 24 | 65 | 60 | 60 | 24 |
| 16 | 11 | 24 | 23 | 23 | 23 | 23 | 65 | 65 | 60 | 35 | 35 | 35 |
| 19 | 24 | 23 | 24 | 24 | 24 | 24 | 60 | 60 | 35 | 19 | 19 | 19 |
| 60 | 35 | 35 | 35 | 65 | 65 | 65 | 35 | 35 | 19 | 30 | 96 | 96 |
| 24 | 23 | 60 | 60 | 60 | 60 | 60 | 19 | 19 | 30 | 96 | 30 | 30 |
| 35 | 60 | 65 | 65 | 35 | 35 | 35 | 30 | 30 | 52 | 52 | 52 | 22 |
| 23 | 82 | 19 | 19 | 19 | 19 | 19 | 96 | 52 | 96 | 22 | 22 | 52 |
| 65 | 19 | 82 | 96 | 30 | 30 | 30 | 52 | 96 | 22 | 82 | 8 | 8 |
| 96 | 96 | 96 | 30 | 96 | 96 | 96 | 82 | 82 | 82 | 8 | 82 | 82 |
| 52 | 65 | 52 | 82 | 52 | 52 | 52 | 22 | 22 | 8 | 37 | 37 | 37 |
| 82 | 52 | 30 | 52 | 82 | 82 | 82 | 8 | 8 | 37 | 23 | 23 | 23 |
| 22 | 30 | 22 | 22 | 22 | 22 | 22 | 37 | 37 | 48 | 48 | 48 | 48 |
| 30 | 22 | 58 | 58 | 58 | 37 | 37 | 48 | 48 | 23 | 58 | 58 | 58 |
| 58 | 58 | 48 | 48 | 37 | 48 | 48 | 58 | 58 | 58 | | | |
| 37 | 37 | 37 | 37 | 48 | 58 | 58 | 23 | 23 | | | | |
| 17 | 48 | | | | | | | | | | | |
| 48 | | | | | | | | | | | | |

*** Rider 48 (Andy LAWSON JNR (QLD)) - 10 second penalty imposed by Clerk of Course for jumped start ***

The results are provisional until the end of the time limit for protests and appeals.

Scott Laing
Chief Time Keeper - Scott Laing

Peter Smith
Clerk of Course - Peter Smith

Computime Race Timing Systems Pty Ltd © 1996-2008
Licensed to Computime Race Timing Systems

www.computime.com.au

COMPUTIME RACE TIMING SYSTEMS PTY LTD

9 Timber Lane, Glen Waverley, Vic 3150. Ph : 0418 17 13 17

E-mail : scott@computime.com.au





February 26 - 28, 2010 Phillip Island, Australia
SUPPORT CLASS RESULTS

VIC MOTORCYCLE WRECKERS AUSTRALIAN SUPERSPORT

Race 1

Started at: 18:03:18
Laps: 12
Starters: 22
Printed at: 18:28

Date: 27/02/10
Event: R06
Weather: Mostly cloudy - Temp: 19.5C
Track: Dry - Temp: 31.0C

PROVISIONAL SPLIT TIMES

| Lap | Split 1 | Split 2 | Split 3 | Lap Time | Lap | Split 1 | Split 2 | Split 3 | Lap Time |
|-------------------------------------|---------------|---------------|---------------|-----------------|-------------------------------------|---------------|---------------|---------------|-----------------|
| 4 Aaron MORRIS (NSW) (20th) | | | | | 30 Dylan MAVIN (QLD) (10th) | | | | |
| 1 | 37.476 | 39.183 | 27.314 | 1:43.973 | 1 | 37.570 | 40.966 | 28.283 | 1:46.819 |
| 2 | 32.215 | 39.134 | 27.584 | 1:38.933 | 2 | 32.630 | 40.813 | 27.814 | 1:41.257 |
| 3 | 32.159 | 38.928 | 27.752 | 1:38.839 | 3 | 32.964 | 40.706 | 28.025 | 1:41.695 |
| 4 | 31.995 | 38.875 | 27.803 | 1:38.673 | 4 | 32.622 | 40.190 | 27.921 | 1:40.733 |
| 5 | 31.935 | 38.954 | 27.504 | 1:38.393 | 5 | 32.642 | 40.442 | 28.216 | 1:41.300 |
| 6 | 32.041 | 38.845 | 27.637 | 1:38.523 | 6 | 32.839 | 40.513 | 28.219 | 1:41.571 |
| 7 | 31.923 | 39.229 | 27.685 | 1:38.837 | 7 | 33.087 | 40.727 | 28.283 | 1:42.097 |
| 8 | 32.006 | 39.089 | 27.900 | 1:38.995 | 8 | 32.689 | 40.601 | 28.424 | 1:41.714 |
| 8 Jed METCHER (VIC) (13th) | | | | | 9 | 33.086 | 40.682 | 28.278 | 1:42.046 |
| 1 | 36.668 | 39.761 | 27.681 | 1:44.110 | 10 | 32.894 | 40.868 | 28.426 | 1:42.188 |
| 2 | 32.393 | 40.494 | 27.702 | 1:40.589 | 11 | 32.931 | 40.762 | 28.518 | 1:42.211 |
| 3 | 32.243 | 39.362 | 27.825 | 1:39.430 | 12 | 33.087 | 40.710 | 28.207 | 1:42.004 |
| 4 | 32.337 | 39.329 | 27.910 | 1:39.576 | 35 Mitchell CARR (NSW) (7th) | | | | |
| 5 | 32.312 | 39.609 | 27.870 | 1:39.791 | 1 | 36.364 | 40.883 | 27.958 | 1:45.205 |
| 6 | 32.423 | 39.718 | 27.788 | 1:39.929 | 2 | 32.706 | 40.559 | 28.066 | 1:41.331 |
| 7 | 32.473 | 39.506 | 47.810 | 1:59.789 | 3 | 32.733 | 40.107 | 28.237 | 1:41.077 |
| 8 | 35.360 | 40.038 | 28.197 | 1:43.595 | 4 | 33.077 | 40.326 | 27.804 | 1:41.207 |
| 9 | 32.521 | 40.160 | 28.198 | 1:40.879 | 5 | 32.567 | 39.825 | 27.800 | 1:40.192 |
| 10 | 32.549 | 40.066 | 27.931 | 1:40.546 | 6 | 32.553 | 40.162 | 27.709 | 1:40.424 |
| 11 | 32.505 | 39.851 | 28.212 | 1:40.568 | 7 | 32.426 | 39.980 | 27.824 | 1:40.230 |
| 12 | 32.438 | 39.489 | 27.523 | 1:39.450 | 8 | 32.381 | 39.899 | 27.908 | 1:40.188 |
| 9 Kevin CURTAIN (VIC) (21th) | | | | | 9 | 32.687 | 40.039 | 28.048 | 1:40.774 |
| 1 | 36.100 | 39.562 | 27.748 | 1:43.410 | 10 | 32.770 | 40.226 | 28.044 | 1:41.040 |
| 11 Pat MEDCALF (VIC) (19th) | | | | | 11 | 32.876 | 40.038 | 27.990 | 1:40.904 |
| 1 | 37.022 | 39.840 | 27.402 | 1:44.264 | 12 | 32.801 | 1:08.339 | | 1:41.140 |
| 2 | 31.836 | 39.439 | 27.216 | 1:38.491 | 37 Cohen ARTHUR (QLD) (15th) | | | | |
| 3 | 31.688 | 39.138 | 27.200 | 1:38.026 | 1 | 37.708 | 41.672 | 29.167 | 1:48.547 |
| 4 | 32.043 | 39.551 | 27.329 | 1:38.923 | 2 | 34.010 | 41.307 | 28.754 | 1:44.071 |
| 5 | 32.147 | 39.323 | 27.188 | 1:38.658 | 3 | 33.299 | 41.405 | 28.621 | 1:43.325 |
| 6 | 31.931 | 39.039 | 27.381 | 1:38.351 | 4 | 33.508 | 41.039 | 28.401 | 1:42.948 |
| 7 | 31.848 | 39.156 | 27.547 | 1:38.551 | 5 | 33.329 | 40.636 | 28.593 | 1:42.558 |
| 8 | 31.711 | 39.219 | 27.640 | 1:38.570 | 6 | 33.646 | 40.586 | 28.569 | 1:42.801 |
| 9 | 31.819 | 39.244 | 27.626 | 1:38.689 | 7 | 33.648 | 40.793 | 28.599 | 1:43.040 |
| | | | | | 8 | 33.333 | 40.481 | 28.634 | 1:42.448 |

Chief Time Keeper - Scott Laing

Clerk of Course - Peter Smith

Computime Race Timing Systems Pty Ltd © 1996-2008
Licensed to Computime Race Timing Systems

www.computime.com.au

COMPUTIME RACE TIMING SYSTEMS PTY LTD

9 Timber Lane, Glen Waverley, Vic 3150. Ph : 0418 17 13 17

E-mail : scott@computime.com.au





February 26 - 28, 2010 Phillip Island, Australia
SUPPORT CLASS RESULTS

VIC MOTORCYCLE WRECKERS AUSTRALIAN SUPERSPORT

Race 1

Started at: 18:03:18
Laps: 12
Starters: 22
Printed at: 18:28

Date: 27/02/10
Event: R06
Weather: Mostly cloudy - Temp: 19.5C
Track: Dry - Temp: 31.0C

PROVISIONAL SPLIT TIMES

| Lap | Split 1 | Split 2 | Split 3 | Lap Time | Lap | Split 1 | Split 2 | Split 3 | Lap Time |
|----------------------------------------|---------------|---------------|---------------|-----------------|----------------------------------------|---------------|---------------|---------------|-----------------|
| 16 Christan CASELLA (VIC) (1st) | | | | | 9 | 33.609 | 40.372 | 28.598 | 1:42.579 |
| 1 | 36.230 | 39.493 | 27.584 | 1:43.307 | 10 | 33.413 | 40.678 | 28.530 | 1:42.621 |
| 2 | 32.210 | 39.482 | 27.518 | 1:39.210 | 11 | 33.650 | 40.441 | 28.548 | 1:42.639 |
| 3 | 32.068 | 39.091 | 27.397 | 1:38.556 | 12 | 33.501 | 40.943 | 28.703 | 1:43.147 |
| 4 | 31.803 | 39.674 | 27.562 | 1:39.039 | 48 Andy LAWSON JNR (QLD) (18th) | | | | |
| 5 | 31.902 | 39.219 | 27.390 | 1:38.511 | 1 | 37.706 | 41.944 | 28.867 | 1:48.517 |
| 6 | 31.998 | 38.807 | 27.490 | 1:38.295 | 2 | 33.757 | 41.228 | 28.339 | 1:43.324 |
| 7 | 31.721 | 39.124 | 27.669 | 1:38.514 | 3 | 33.467 | 41.736 | 28.573 | 1:43.776 |
| 8 | 31.779 | 39.025 | 27.596 | 1:38.400 | 4 | 33.501 | 41.399 | 28.333 | 1:43.233 |
| 9 | 32.397 | 38.885 | 27.713 | 1:38.995 | 5 | 33.412 | 41.486 | 28.701 | 1:43.599 |
| 10 | 31.931 | 39.335 | 27.525 | 1:38.791 | 6 | 33.421 | 41.336 | 29.012 | 1:43.769 |
| 11 | 32.067 | 39.126 | 27.723 | 1:38.916 | 7 | 33.384 | 41.043 | 28.719 | 1:43.146 |
| 12 | 32.149 | 39.303 | 27.881 | 1:39.333 | 8 | 33.403 | 41.273 | 28.830 | 1:43.506 |
| 18 Troy HERFOSS (VIC) (3rd) | | | | | 9 | 33.609 | 41.267 | 28.775 | 1:43.651 |
| 1 | 36.340 | 39.238 | 27.701 | 1:43.279 | 10 | 33.244 | 41.843 | 28.553 | 1:43.640 |
| 2 | 32.176 | 39.560 | 27.349 | 1:39.085 | 11 | 33.312 | 41.254 | 28.724 | 1:43.290 |
| 3 | 31.937 | 39.038 | 27.743 | 1:38.718 | 12 | 33.416 | 41.430 | 28.863 | 1:43.709 |
| 4 | 32.215 | 39.092 | 27.483 | 1:38.790 | 52 Ryan TAYLOR (VIC) (12th) | | | | |
| 5 | 32.252 | 39.093 | 27.602 | 1:38.947 | 1 | 36.983 | 41.387 | 28.426 | 1:46.796 |
| 6 | 31.694 | 38.825 | 27.327 | 1:37.846 | 2 | 33.202 | 40.716 | 28.003 | 1:41.921 |
| 7 | 31.826 | 39.245 | 27.775 | 1:38.846 | 3 | 33.230 | 40.807 | 27.956 | 1:41.993 |
| 8 | 31.943 | 39.091 | 28.000 | 1:39.034 | 4 | 32.661 | 40.585 | 28.043 | 1:41.289 |
| 9 | 32.349 | 39.215 | 27.450 | 1:39.014 | 5 | 33.178 | 40.488 | 28.021 | 1:41.687 |
| 10 | 31.822 | 39.396 | 27.628 | 1:38.846 | 6 | 33.196 | 40.804 | 28.048 | 1:42.048 |
| 11 | 31.961 | 39.146 | 27.817 | 1:38.924 | 7 | 33.227 | 40.497 | 28.281 | 1:42.005 |
| 12 | 32.010 | 39.410 | 28.053 | 1:39.473 | 8 | 32.917 | 40.262 | 28.049 | 1:41.228 |
| 19 Mitchell PIROTTA (NSW) (8th) | | | | | 9 | 32.915 | 40.220 | 28.048 | 1:41.183 |
| 1 | 36.973 | 41.644 | 28.450 | 1:47.067 | 10 | 32.902 | 41.033 | 28.412 | 1:42.347 |
| 2 | 32.771 | 40.703 | 28.086 | 1:41.560 | 11 | 33.113 | 40.794 | 28.059 | 1:41.966 |
| 3 | 32.539 | 40.058 | 27.986 | 1:40.583 | 12 | 33.250 | 40.702 | 28.223 | 1:42.175 |
| 4 | 32.436 | 40.123 | 27.943 | 1:40.502 | 58 Anthony QUINN (NSW) (17th) | | | | |
| 5 | 32.667 | 39.995 | 28.008 | 1:40.670 | 1 | 37.412 | 41.821 | 29.176 | 1:48.409 |
| 6 | 32.774 | 39.938 | 28.252 | 1:40.964 | 2 | 33.456 | 41.248 | 28.866 | 1:43.570 |
| 7 | 32.701 | 40.221 | 28.453 | 1:41.375 | 3 | 33.710 | 41.046 | 28.755 | 1:43.511 |

Chief Time Keeper - Scott Laing

Clerk of Course - Peter Smith

Computime Race Timing Systems Pty Ltd © 1996-2008
Licensed to Computime Race Timing Systems

www.computime.com.au

COMPUTIME RACE TIMING SYSTEMS PTY LTD

9 Timber Lane, Glen Waverley, Vic 3150. Ph : 0418 17 13 17

E-mail : scott@computime.com.au





February 26 - 28, 2010 Phillip Island, Australia
SUPPORT CLASS RESULTS

VIC MOTORCYCLE WRECKERS AUSTRALIAN SUPERSPORT

Race 1

Started at: 18:03:18
Laps: 12
Starters: 22
Printed at: 18:28

Date: 27/02/10
Event: R06
Weather: Mostly cloudy - Temp: 19.5C
Track: Dry - Temp: 31.0C

PROVISIONAL SPLIT TIMES

| Lap | Split 1 | Split 2 | Split 3 | Lap Time | Lap | Split 1 | Split 2 | Split 3 | Lap Time |
|-----------------------------------|---------------|---------------|---------------|-----------------|-----------------------------------------|---------------|---------------|---------------|-----------------|
| 8 | 32.814 | 40.160 | 28.195 | 1:41.169 | 4 | 33.578 | 40.849 | 28.743 | 1:43.170 |
| 9 | 33.212 | 40.365 | 28.351 | 1:41.928 | 5 | 33.560 | 41.860 | 28.926 | 1:44.346 |
| 10 | 32.849 | 40.430 | 28.568 | 1:41.847 | 6 | 33.329 | 41.160 | 28.966 | 1:43.455 |
| 11 | 33.104 | 40.345 | 28.428 | 1:41.877 | 7 | 33.671 | 41.433 | 28.775 | 1:43.879 |
| 12 | 33.219 | 40.700 | 28.843 | 1:42.762 | 8 | 33.589 | 41.248 | 29.023 | 1:43.860 |
| 22 Des DARBY (QLD) (11th) | | | | | 9 | 34.154 | 41.488 | 29.098 | 1:44.740 |
| 1 | 37.264 | 41.400 | 28.734 | 1:47.398 | 10 | 34.063 | 41.638 | 29.438 | 1:45.139 |
| 2 | 32.905 | 40.758 | 28.155 | 1:41.818 | 11 | 34.650 | 41.984 | 29.520 | 1:46.154 |
| 3 | 32.712 | 40.782 | 28.797 | 1:42.291 | 12 | 34.751 | 42.169 | 29.809 | 1:46.729 |
| 4 | 32.753 | 40.242 | 28.452 | 1:41.447 | 60 Ben BURKE (NSW) (4th) | | | | |
| 5 | 33.305 | 40.355 | 28.456 | 1:42.116 | 1 | 36.965 | 40.972 | 28.128 | 1:46.065 |
| 6 | 32.922 | 40.523 | 28.218 | 1:41.663 | 2 | 32.448 | 40.507 | 27.853 | 1:40.808 |
| 7 | 32.938 | 40.617 | 28.302 | 1:41.857 | 3 | 32.683 | 40.226 | 27.919 | 1:40.828 |
| 8 | 33.147 | 40.626 | 28.196 | 1:41.969 | 4 | 32.721 | 40.277 | 27.766 | 1:40.764 |
| 9 | 33.591 | 40.378 | 27.964 | 1:41.933 | 5 | 32.576 | 39.715 | 27.895 | 1:40.186 |
| 10 | 32.599 | 40.174 | 28.056 | 1:40.829 | 6 | 32.744 | 40.014 | 27.762 | 1:40.520 |
| 11 | 32.438 | 40.529 | 28.277 | 1:41.244 | 7 | 32.420 | 39.832 | 27.817 | 1:40.069 |
| 12 | 33.120 | 40.556 | 28.103 | 1:41.779 | 8 | 32.537 | 39.548 | 27.871 | 1:39.956 |
| 23 Rick OLSON (VIC) (16th) | | | | | 9 | 32.535 | 39.637 | 27.931 | 1:40.103 |
| 1 | 36.746 | 40.747 | 27.942 | 1:45.435 | 10 | 32.568 | 39.881 | 27.879 | 1:40.328 |
| 2 | 32.243 | 39.622 | 27.701 | 1:39.566 | 11 | 32.555 | 39.810 | 27.722 | 1:40.087 |
| 3 | 32.249 | 39.492 | 27.802 | 1:39.543 | 12 | 32.591 | 39.660 | 28.098 | 1:40.349 |
| 4 | 32.352 | 39.752 | 27.977 | 1:40.081 | 65 Blake LEIGH-SMITH (QLD) (5th) | | | | |
| 5 | 32.726 | 39.810 | 27.883 | 1:40.419 | 1 | 37.331 | 41.113 | 28.030 | 1:46.474 |
| 6 | 32.526 | 39.692 | 27.989 | 1:40.207 | 2 | 32.675 | 39.991 | 27.612 | 1:40.278 |
| 7 | 32.707 | 1:08.768 | 28.548 | 2:10.023 | 3 | 32.287 | 40.323 | 27.813 | 1:40.423 |
| 8 | 32.938 | 40.301 | 28.026 | 1:41.265 | 4 | 32.634 | 39.859 | 27.769 | 1:40.262 |
| 9 | 33.057 | 40.608 | 28.200 | 1:41.865 | 5 | 32.271 | 39.774 | 27.952 | 1:39.997 |
| 10 | 32.668 | 40.331 | 28.264 | 1:41.263 | 6 | 32.475 | 39.592 | 28.042 | 1:40.109 |
| 11 | 33.208 | 40.218 | 28.227 | 1:41.653 | 7 | 32.432 | 39.715 | 27.969 | 1:40.116 |
| 12 | 33.112 | 40.104 | 28.200 | 1:41.416 | 8 | 32.211 | 39.747 | 28.008 | 1:39.966 |
| 24 Chas HERN (VIC) (6th) | | | | | 9 | 32.535 | 39.690 | 28.070 | 1:40.235 |
| 1 | 36.376 | 40.076 | 28.099 | 1:44.551 | 10 | 32.686 | 39.951 | 27.972 | 1:40.609 |
| 2 | 32.755 | 39.887 | 27.875 | 1:40.517 | 11 | 32.550 | 40.063 | 27.806 | 1:40.419 |
| | | | | | 12 | 32.498 | 40.289 | 28.007 | 1:40.744 |

Chief Time Keeper - Scott Laing

Clerk of Course - Peter Smith

Computime Race Timing Systems Pty Ltd © 1996-2008
Licensed to Computime Race Timing Systems


www.computime.com.au

COMPUTIME RACE TIMING SYSTEMS PTY LTD

9 Timber Lane, Glen Waverley, Vic 3150. Ph : 0418 17 13 17

E-mail : scott@computime.com.au





February 26 - 28, 2010 Phillip Island, Australia
SUPPORT CLASS RESULTS

VIC MOTORCYCLE WRECKERS AUSTRALIAN SUPERSPORT

Race 1

Started at: 18:03:18
Laps: 12
Starters: 22
Printed at: 18:28

Date: 27/02/10
Event: R06
Weather: Mostly cloudy - Temp: 19.5C
Track: Dry - Temp: 31.0C


PROVISIONAL SPLIT TIMES

| Lap | Split 1 | Split 2 | Split 3 | Lap Time | Lap | Split 1 | Split 2 | Split 3 | Lap Time |
|-------------------------------------|---------------|---------------|---------------|-----------------|------------------------------------|---------------|---------------|---------------|-----------------|
| 3 | 32.519 | 40.202 | 27.906 | 1:40.627 | | | | | |
| 4 | 32.578 | 39.753 | 27.944 | 1:40.275 | | | | | |
| 5 | 32.651 | 39.834 | 27.909 | 1:40.394 | | | | | |
| 6 | 32.594 | 39.752 | 27.826 | 1:40.172 | | | | | |
| 7 | 32.397 | 39.854 | 28.198 | 1:40.449 | | | | | |
| 8 | 32.868 | 39.756 | 27.958 | 1:40.582 | | | | | |
| 9 | 33.027 | 39.588 | 28.049 | 1:40.664 | | | | | |
| 10 | 32.774 | 39.866 | 27.984 | 1:40.624 | | | | | |
| 11 | 32.643 | 39.825 | 27.957 | 1:40.425 | | | | | |
| 12 | 32.916 | 40.372 | 27.971 | 1:41.259 | | | | | |
| 25 Brodie WATERS (VIC) (2nd) | | | | | 82 Chris QUINN (NSW) (14th) | | | | |
| 1 | 36.325 | 39.478 | 27.601 | 1:43.404 | 1 | 36.784 | 41.154 | 28.348 | 1:46.286 |
| 2 | 32.143 | 39.624 | 27.373 | 1:39.140 | 2 | 33.450 | 40.573 | 28.253 | 1:42.276 |
| 3 | 31.863 | 39.299 | 27.456 | 1:38.618 | 3 | 33.299 | 40.521 | 28.346 | 1:42.166 |
| 4 | 32.028 | 39.427 | 27.452 | 1:38.907 | 4 | 33.375 | 40.635 | 28.505 | 1:42.515 |
| 5 | 32.076 | 39.317 | 27.346 | 1:38.739 | 5 | 33.249 | 40.385 | 28.309 | 1:41.943 |
| 6 | 31.829 | 38.987 | 27.529 | 1:38.345 | 6 | 33.119 | 40.433 | 28.318 | 1:41.870 |
| 7 | 31.776 | 39.214 | 27.527 | 1:38.517 | 7 | 32.917 | 40.520 | 28.422 | 1:41.859 |
| 8 | 31.944 | 39.565 | 27.366 | 1:38.875 | 8 | 33.090 | 40.546 | 28.365 | 1:42.001 |
| 9 | 32.553 | 39.281 | 27.301 | 1:39.135 | 9 | 33.503 | 40.667 | 28.546 | 1:42.716 |
| 10 | 31.923 | 39.494 | 27.351 | 1:38.768 | 10 | 33.170 | 40.684 | 28.679 | 1:42.533 |
| 11 | 32.054 | 39.444 | 27.341 | 1:38.839 | 11 | 33.217 | 40.497 | 28.649 | 1:42.363 |
| 12 | 32.211 | 39.324 | 27.779 | 1:39.314 | 12 | 33.143 | 40.715 | 28.808 | 1:42.666 |
| 96 Aaron GOBERT (NSW) (9th) | | | | | | | | | |
| 1 | 37.017 | 41.208 | 28.116 | 1:46.341 | | | | | |
| 2 | 33.564 | 40.695 | 27.973 | 1:42.232 | | | | | |
| 3 | 33.029 | 40.276 | 28.152 | 1:41.457 | | | | | |
| 4 | 33.190 | 40.638 | 28.050 | 1:41.878 | | | | | |
| 5 | 33.229 | 40.435 | 28.157 | 1:41.821 | | | | | |
| 6 | 33.192 | 40.690 | 28.191 | 1:42.073 | | | | | |
| 7 | 33.151 | 40.449 | 28.223 | 1:41.823 | | | | | |
| 8 | 33.082 | 40.658 | 27.977 | 1:41.717 | | | | | |
| 9 | 33.339 | 40.104 | 28.086 | 1:41.529 | | | | | |
| 10 | 32.885 | 40.579 | 28.273 | 1:41.737 | | | | | |
| 11 | 32.972 | 40.638 | 28.209 | 1:41.819 | | | | | |
| 12 | 33.044 | 40.307 | 28.165 | 1:41.516 | | | | | |

*** Rider 48 (Andy LAWSON JNR (QLD)) - 10 second penalty imposed by Clerk of Course for jumped start ***

The results are provisional until the end of the time limit for protests and appeals.


Chief Time Keeper - Scott Laing


Clerk of Course - Peter Smith

Computime Race Timing Systems Pty Ltd © 1996-2008
Licensed to Computime Race Timing Systems

www.computime.com.au

COMPUTIME RACE TIMING SYSTEMS PTY LTD

9 Timber Lane, Glen Waverley, Vic 3150. Ph : 0418 17 13 17

E-mail : scott@computime.com.au

